

Freight Lift


HERCULES

Hercules is the double piston hydraulic lift for people and loads.

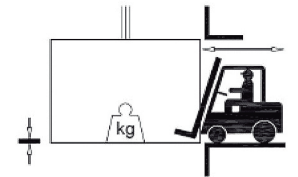


Freight lift use

Even load distribution.
Manually introduced into the car or
through hand pallet trucks.
The loaded packages weight will not
be higher than $Q/4$.



High point loads.
A forklift can be load into the
car.



Applications

- Industrial
- Large Loads

Advantages

Security:

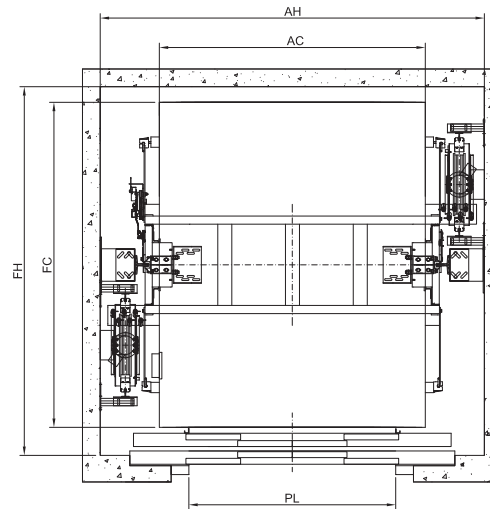
In the event of a power failure, the car descends to the next stop, facilitating the removal of the load and opening of doors (optional).

Easy installation:

The design is oriented to a reduction of assembly hours.

Stability:

It has cabin braces providing more rigidity and stability.



Technical Features

Duty speed:	Up to 0,5 m/s
Duty load:	Up to 10000 kg.
Roping:	1:1 - 2:1
Standard pit:	1200 mm.
Standard headroom:	3600 mm.

Standard sizes

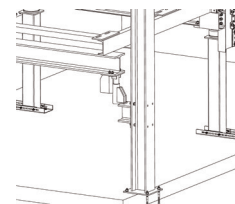
Q (kg)	AH	FH	AC	FC	PL
2000	2600	2500	1800	2200	1500
2500	3000	2500	2200	2200	1800
3000	3150	2850	2200	2500	1900
3500	3200	3150	2250	2800	2200
4000	3200	3550	2250	3200	2200
5000	3450	3850	2500	3500	2400
8000	4000	4500	2800	4500	2500
10000	4250	5000	3000	4600	2600

Q (kg)	Low Head (mm)	Low Pit (mm)
2000	2900	900
2500	2900	900
3000	2900	900
3500	2900	900
4000	2900	900
5000	2900	900
8000	3200	1200
10000	3200	1200

Manufacturers

Car Frame	EMESA
Equipos Hydraulics	GMV, MORIS, BUCHER
Doors	FERMATOR, WITTUR, MEILLER
Control panel	CARLOS SILVA, SPRINT, NEWLIFT, DIGITAL ADVANCE, ARKEL, LESTER MEGOM
Pushbuttons	BST, SCHAEFER, DEWHURST

Anti-creep system



For high loads, it is possible to use anti-creep locks.

Sill



Reinforced aluminum sill (Standard)

Total load: 4800 Kg.
Load in support area: 1200 Kg.



Solid sill (Optional)

For major loads