





2.3

Finitions de cabine


Miroirs



1/2 Miroir



Miroir lame



Miroir entier

Main courantes

STANDARD EN 81-20



1



2



3



4



5



6

- 1. Rectangulaire Acier Inox
- 2. Rectangulaire Skinplate
- 3. Tubulaire droite Inox. poli
- 4. Tubulaire courbé Inox. brossé
- 5. Tubulaire courbé Inox. poli
- 6. Tubulaire courbé peint noir

Portes Automatiques



Apprêt Acier Inox.



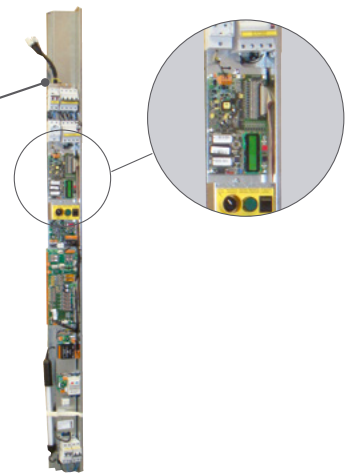
Grand vitrage



Porte pliante grand vitrage



Verre Total profilés en Inox



► Armoire de manœuvre dans le montant de la porte.

Disponible en Carlos Silva et Sprinte.



Portes battantes



Petit Oculus



Grand vitrage

Finitions des portes

► Epoxy Gauffré

STANDARD




RAL 7032

AUTRES



RAL 9016



RAL 1015



RAL 9006



RAL 7004



RAL 1018



RAL 1019



RAL 6021



RAL 1034



RAL 3020



RAL 5012



RAL 8023



RAL 7010



RAL 7012



RAL 3004



RAL 6005



RAL 5011



RAL 9005

► Acier inoxydable lisse

STANDARD



AISI 441 2B/BA



AISI 304 2B



AISI 316 2B



AISI 441 2B



AISI 304 2B



AISI 304 2B



AISI 316 2B



AISI 316 4N

DECORATIVE




AISI 304 BA



AISI 304 BA



AISI 316 BA



AISI 304 BA



AISI 304 BA



AISI 304 BA



AISI 304 BA

► Acier inoxydable gravé



AISI 441 BA⁽¹⁾




AISI 304 BA




AISI 304 BA



AISI 316 BA⁽¹⁾



AISI 441 BA⁽¹⁾




ISI 304 BA




AISI 304 BA




AISI 304 BA




AISI 441 BA⁽¹⁾



AISI 304 BA



AISI 304 BA



AISI 316 BA⁽¹⁾

Disponible toute autre finition de:

